

Thursday 4-21-22

W.A.P.S Week 6 q4

Today:

You're either working on:

- Edits for your five physical works or
- Digital Upload
- or Creating Additional Work for your Sustained Investigation

Submit evidence of what you worked on during class to Artsonia.

*Remember you have five physical works that each demonstrate synthesis of materials, processes, and ideas using 2-D art and design skills.

- 5 Selected Works are due 4/22 which includes the digital submission, written evidence, and the physical pieces placed in the portfolio envelope.
- Everything needs to be completed by April 29th which includes your digital submission for your Sustained Investigation, Written Evidence, and Selected Works.

To Upload Your 5 Selected Works Digitally:

1st



AP 2-D Art and Design

[Go to AP Classroom](#)

[View Join Code for 1 Section +](#)

[See Submission Deadline](#)

[Go to Course & Exam pages →](#)

[Go to Art & Design Submission Tool →](#)

School Code:
101997

2nd

Portfolio Type: AP 2-D Art and Design Status: In Progress

1

[Sustained Investigation](#)

2


[Selected Works](#)

3

[Print](#)

3rd

1



Size (in inches)

Max. 4 characters per value

Height

Width

Idea(s) Max. 100 characters and spaces

0/100

Material(s) Max. 100 characters and spaces

0/100

Process(es) Max. 100 characters and spaces

AP ART AND DESIGN PORTFOLIO

Selected Works:
AP 2-D Art and Design or AP Drawing

Use this portfolio envelope only for:

- Selected Works physical artworks for AP 2-D Art and Design or AP Drawing

Do not use this portfolio envelope for:

- Sustained Investigation for 2-D Art and Design or Drawing*
 - Any 3-D Art and Design sections*
- *These sections must be submitted through the AP Art and Design digital submission web application. For more information, visit apstudents.collegeboard.org/apdesign.

IMPORTANT NOTE ABOUT MISCONDUCT: Plagiarism will not be tolerated. It's unethical and violates copyright law. If College Board determines in its sole discretion that you have violated the Artistic Integrity Agreement, such as by failing to acknowledge pre-existing works or attempting to pass off another's work as your own, College Board may decline to score your AP Art and Design Portfolio Exam or cancel your score. View the complete Artistic Integrity Agreement at apstudents.collegeboard.org/apdesign.

RETURNING ARTWORK: The works you enclose will be returned to you in this portfolio envelope via UPS in late June or early July to the home address you provided in My AP (myap.collegeboard.org). Be sure to include a street address in My AP. UPS will not deliver to a P.O. Box. For complete instructions about how to track the return shipment of your artworks, go to apstudents.collegeboard.org/apdesign. ETS and College Board do not assume responsibility or liability for loss of or damage to portfolio materials while they are in ETS's possession or while they are in transit.

GUIDELINES FOR SUBMITTING PHYSICAL ARTWORKS:Follow the complete guidelines on apstudents.collegeboard.org/apdesign-selectedworks. Not following the guidelines may negatively affect your score.

- Submit five physical artworks.
- You'll also submit digital backups of your 2-D Art and Design or Drawing Selected Works through the AP Art and Design digital submission web application.
- Print and include your Selected Works written evidence from the AP Art and Design digital submission web application.
- Don't send physical artworks for the Sustained Investigation section.
- Don't send any works that do not fit comfortably into this portfolio envelope. Works must fit without being folded or rolled.
- Don't submit collaborative works or group projects.



High-resolution printed photographic reproductions of physical work are accepted for this section. Reproductions should clearly and accurately represent all visual aspects of the work to be considered for evaluation. Reproductions should not exceed 18" x 24" in dimension. Printed photographic reproductions may be optimal to send in lieu of physical works if:

- Physical work is too large to fit in the portfolio envelope.
- Physical work is too fragile to be shipped in the portfolio envelope.

Step 1: Identification Information PRINT WITH PEN.

- 1 Put an AP ID label in the space at the bottom right. 2 First two letters of your last name: First letter of your first name: 3 Date of birth: 4 Six-digit school code:
- Month Day

Step 2: Select a Portfolio to Submit CHECK ONLY ONE.

- Drawing  14 2-D Art and Design  15

Step 3: Pack Your Portfolio Envelope

- Follow your AP coordinator's or proctor's instructions to put an AP ID label on the back of each of your Selected Works artworks, in the lower right corner.
- Put a numbered sticker on the back of each work corresponding to the order of your Selected Works in the digital submission web application. (Refer to your printed written evidence for the correct order.)
- Make sure nothing is on the front of your artwork that identifies you or your school. However, do not remove a signature if doing so will damage your artwork.
- Put your five physical artworks for your Selected Works section and your printed written evidence in this portfolio envelope without additional packaging.

Step 4: Confirm Enclosed Items

Check the boxes below to confirm that you are submitting five (5) physical artworks for the 2-D Art and Design or Drawing Portfolio exam and your printed written evidence.

	Student	AP Coordinator	Printed written evidence	Student	AP Coordinator
5 Selected Works physical artworks	<input type="checkbox"/>	<input type="checkbox"/>	<input type="checkbox"/>	<input type="checkbox"/>	<input type="checkbox"/>

Step 5: Double-Check Your Submission CHECK THE BOXES TO CONFIRM THE FOLLOWING:

	Student	AP Coordinator
You've enclosed only the five physical artworks you submitted through the digital submission web application and your printed written evidence. (Don't include additional works; they won't be scored.)	<input type="checkbox"/>	<input type="checkbox"/>
You've used only your personalized AP ID labels, and this is the same AP ID you used when you submitted your work through the digital submission web application.	<input type="checkbox"/>	<input type="checkbox"/>
You placed an AP ID label in the space below.	<input type="checkbox"/>	<input type="checkbox"/>
You placed an AP ID label and a numbered sticker on the back of each artwork. If you do not apply the AP ID labels as directed, it may be impossible to identify your exam materials, which could delay or jeopardize your AP score.	<input type="checkbox"/>	<input type="checkbox"/>
You completed your digital submission for both the Sustained Investigation and Selected Works sections. Only portfolios in the digital submission web application with a "Sent to AP" status as of 8 p.m. ET on May 6, 2022, will be received by the AP Program and scored.	<input type="checkbox"/>	<input type="checkbox"/>



You Have 2 mins to Upload Your Work to Artsonia

1. Either Download the Artsonia App on your phone or Use the Web Browser and type in Artsonia.com
2. Click on ARTIST
3. Type in the Access Code **TPKF-ZSSZ**
4. Click on All Students
5. Enter Your Name
6. Add Art
7. Select the name of the assignment: **wk6_4_21_edits**
8. Take a Picture
9. Crop the image if needed
10. Title the work
11. Type the Artist Statement
12. Submit to Teacher