

## 4-1 Drawing Challenge

### Directions:

In your sketchbook drawing the challenge, you have 10 mins. Upload at 7:10

### Character Challenge

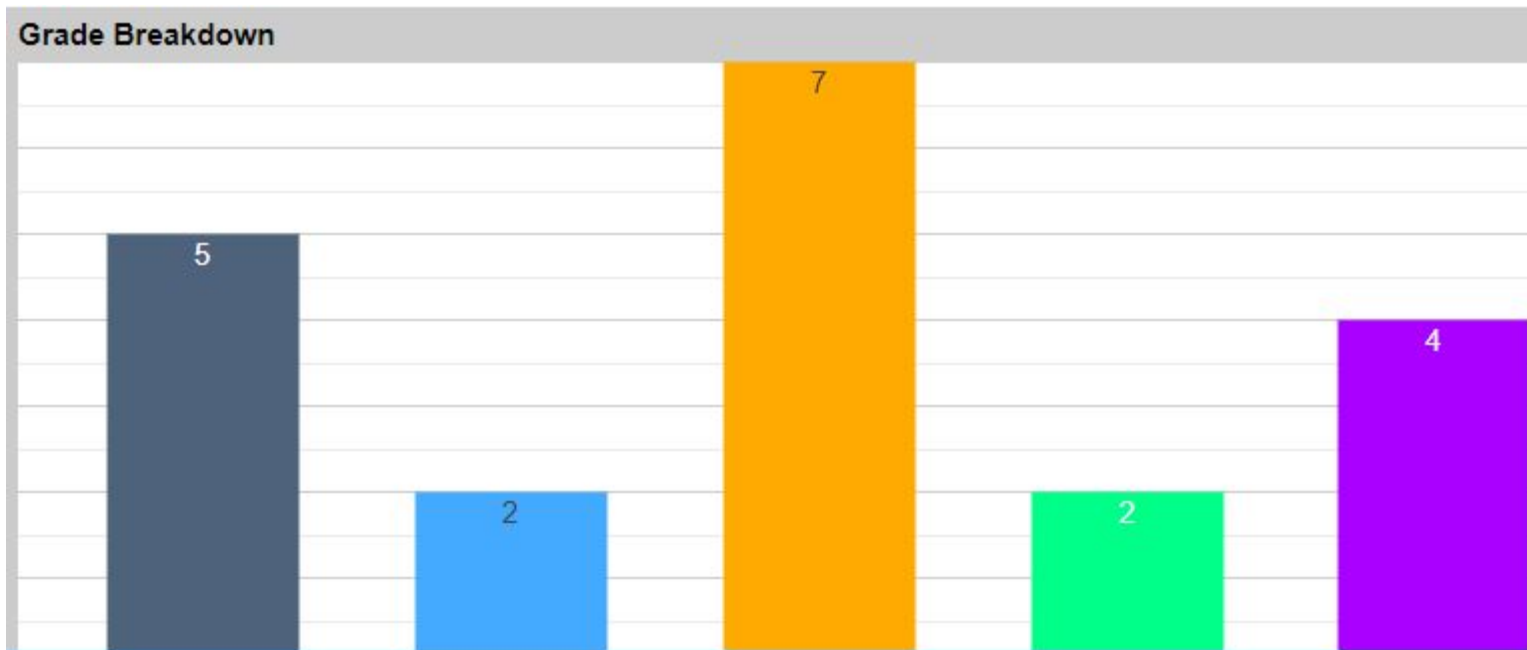
Draw the character below.

A handsome boy that is  
ashamed of his hobby who's  
wearing yoga pants.

# You Have 2 mins to Upload Your Work to Artsonia

1. Either Download the Artsonia App on your phone or Use the Web Browser and type in Artsonia.com
2. Click on ARTIST
3. Type in the Access Code **TPKF-ZSSZ**
4. Click on All Students
5. Enter Your Name
6. Add Art
7. Select the name of the assignment: **wk3\_4\_1\_challenge**
8. Take a Picture
9. Crop the image if needed
10. Title the work
11. Type the Artist Statement
12. Submit to Teacher

# Grade for Wks 1-2= 74%



Friday 4-1-22

W.A.P.S Week 3 q4

Essential Question:

Why and how do artists and designers present their work to viewers?

Learning Objective:

3.F Document presentation of works of art and design for viewer presentation.

(Agenda)

- Drawing Challenge
- Complete Presentations
- Write comments regarding presentations
- When you're done email it to [katundrastewart@gmail.com](mailto:katundrastewart@gmail.com)

How do I know I learned it?

If you have the following:

Rubric for today:

- 3 - Visual evidence of practice, experimentation, and revision demonstrates development of the sustained investigation
- 2 -Refer to AP Rubric
- 1 - Refer to AP Rubric

Reminders:

Art Club Meeting 2-3 pm on Tuesdays

Find make-up work at

[katundra.com>classroom>AP](http://katundra.com/classroom/AP)>the date you need

Upload it at Artsonia


nicole steadman

project 6

# sustained investigation


the question that guides sustained investigation is, “how can i show or represent the definition of a phobia?” through my past research i have found that everyone experiences a different feeling with these mental fears. On the piece specifically i wanted to base it on a fear of someone close to me. My sister desiree is deathly afraid of snakes. We had a conversation of what it feels like when she sees a snake or even has dreams about them. she recalls one dream in which she woke up and was having a panic attack. she even had one experience of her walking out to her car, and there was a snake in the drive way, she said “i felt like i was being suffocated.”

# practice and experimentation




i started off with a quick sketch, i wanted to find where i was gonna place the snacks and how i wanted the to thread through each other, this also have me the opportunity to find how much of the body i wanted to be shown.

# practice and experimentation



in my final sketch, i shading in all the features and had the snakes positioned where i wanted them, i wanted a snake to be wrapped around her neck since it's a vulnerable area.




when starting my final piece i wanted cleaner cut lines, i felt in the sketch that the face was to oval and i liked the circular look better.



# practice and experimentation



in the final piece, i had all the scales laid out where i wanted them, i individually colored each one and then blended them all together, i used prisma color pencils since i knew they blended well together and could give the look i wanted



after the scales were all blended out, i started with the skin, making sure to include shading on her cheek bones, cupid's bow, and collar bone..

final



in my final, i painted the background a dark green color and finished off the piece by giving the snakes scale a deeper outline using a black pen.

OPHIDIOPHOBIA: the fear of snakes.

# Project 6

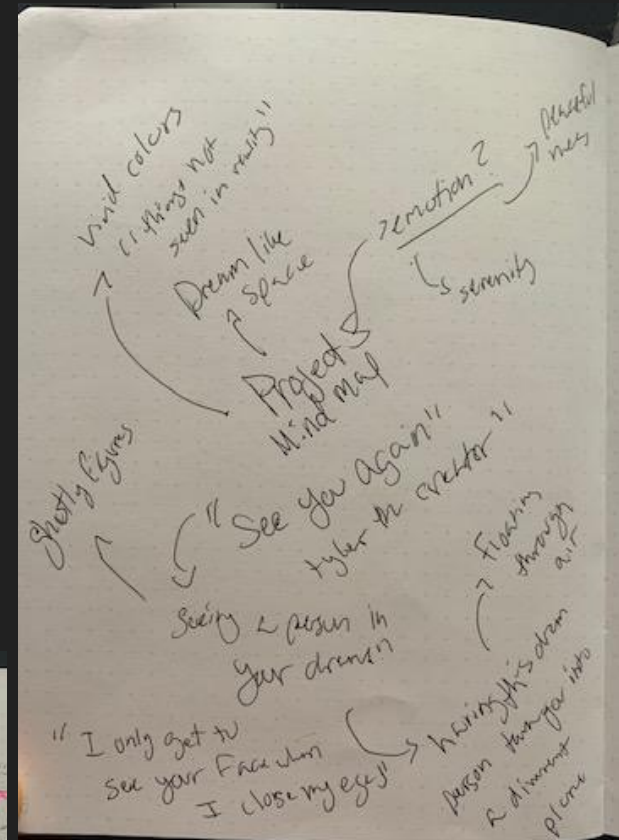
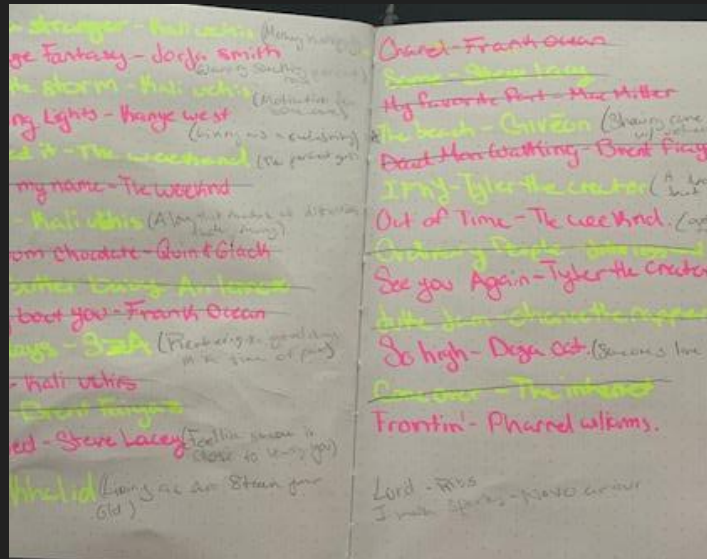
Jason castro

# Investigation

With this project I kept my question the same, this time with the song being See you again by Tyler the creator. I chose this song because it depicts this love for this person in your dreams and I thought it would be fun to interpret it. I stuck with the same choice of doing a digital piece because it's something that I felt like I could get better with.

# process

This is where i planned what song I was going to choose and than the mind map of the ideas going into the piece.



# sketches

These were sketches I went through before I finally landed on the idea of having someone lifting another into the clouds.



# Practice

This was my distillation practice so that I could try and get a better feel for the digital application of value.




# Process

I first started on fleshing out the characters and then working on the background on a separate layer. Then placing them within the background with a cloud that the woman's floating on. And finally i wanted to add a pink and orange hue to the piece to make it feel more dreamlike.





Final





# Project 6

Viktor Rico

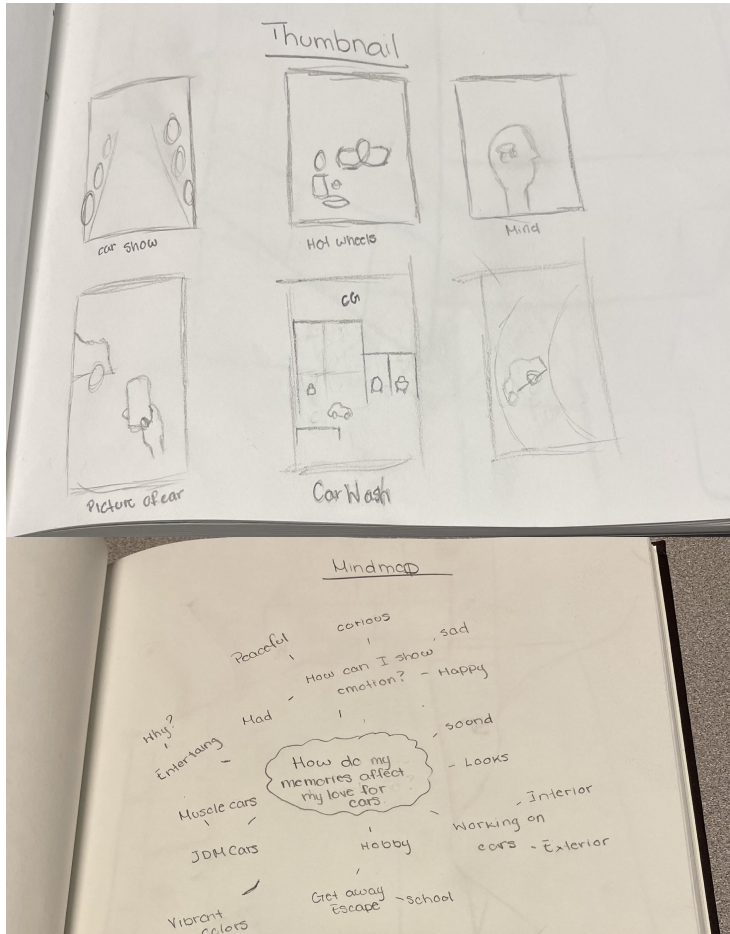


# Artist Statement

For this project I changed my question to How do my mementoes affect my love for cars?

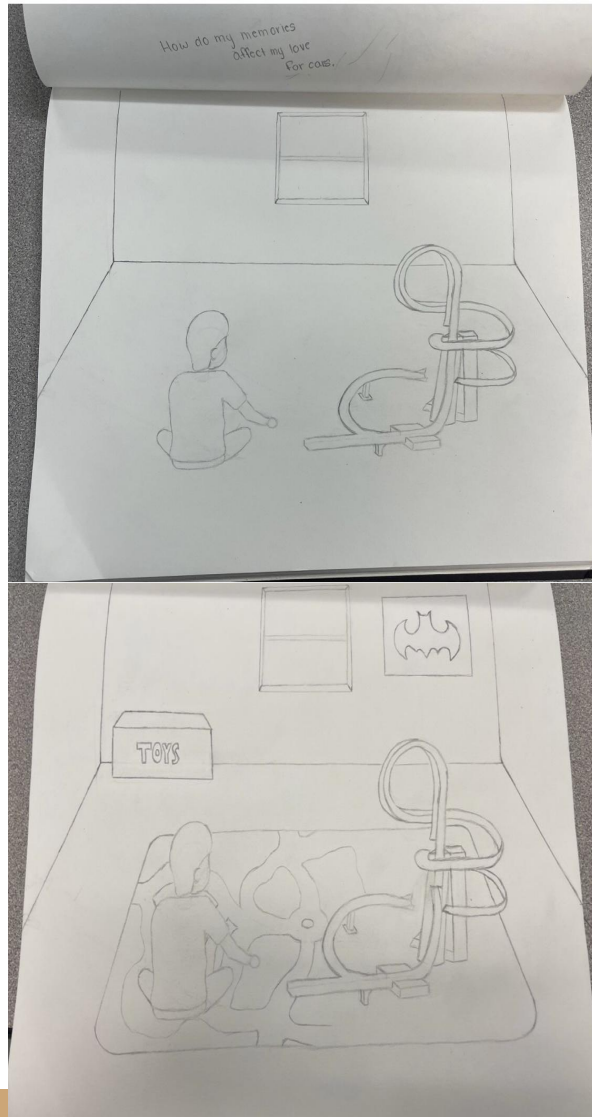
For this project I wanted to go back to the start, where the idea of the love for cars really starts. Where kids start to gain interest in certain things. I wanted to give give the broom a look of a child's room. The medium for this piece was going to be colored pencil, as i've never had to use colored pencil for shading and detail like this. Was hoping to be able to emphasize on the kid playing with the hot wheels set

# Process and Experimentation



Here is my mind map and and thumbnails for the project. For my thumbnails one of the ideas was to do my previous job at the bra wash where I would drive all types of cars all the time but I decided it wouldn't get my point across.

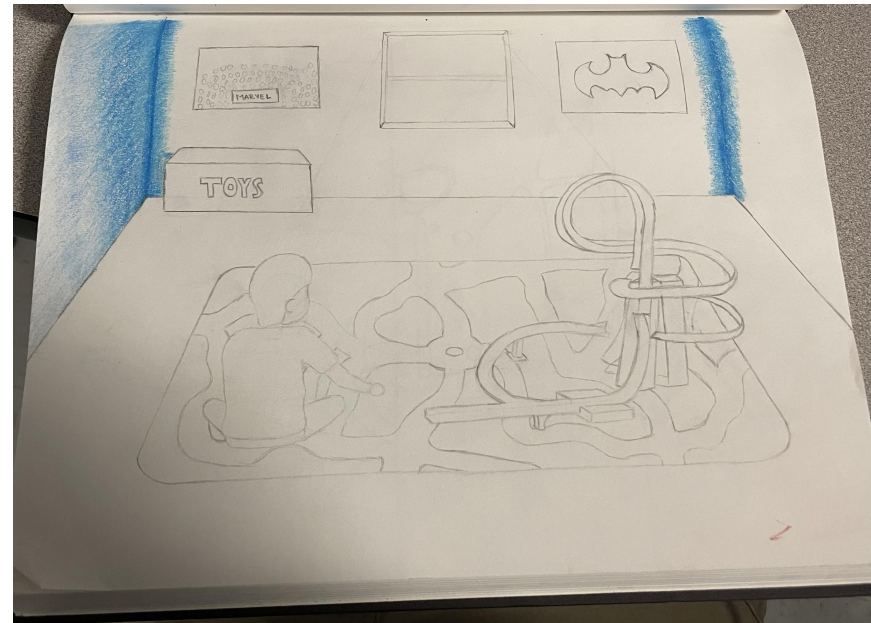
# Process and Experimentation



These were the sketches of me simply adding small things into the room to show it's a kids room. I added posters and a toy bin along with the carpet that has the city with roads that I had as a kid. Original idea was to have the car be very vibrant but changed the focus to be on the kid and hot wheels set for more emphasis.

# Final

This final is incomplete. The idea was to use the concept of tenebrism which is the use of light and dark to emphasize the kid and the hot wheels set to show that this is the start of a love or passion for cars.



# You Have 2 mins to Upload Your Work to Artsonia

1. Either Download the Artsonia App on your phone or Use the Web Browser and type in Artsonia.com
2. Click on ARTIST
3. Type in the Access Code **TPKF-ZSSZ**
4. Click on All Students
5. Enter Your Name
6. Add Art
7. Select the name of the assignment: **wk3\_4\_1 comments**
8. Take a Picture
9. Crop the image if needed
10. Title the work
11. Type the Artist Statement
12. Submit to Teacher